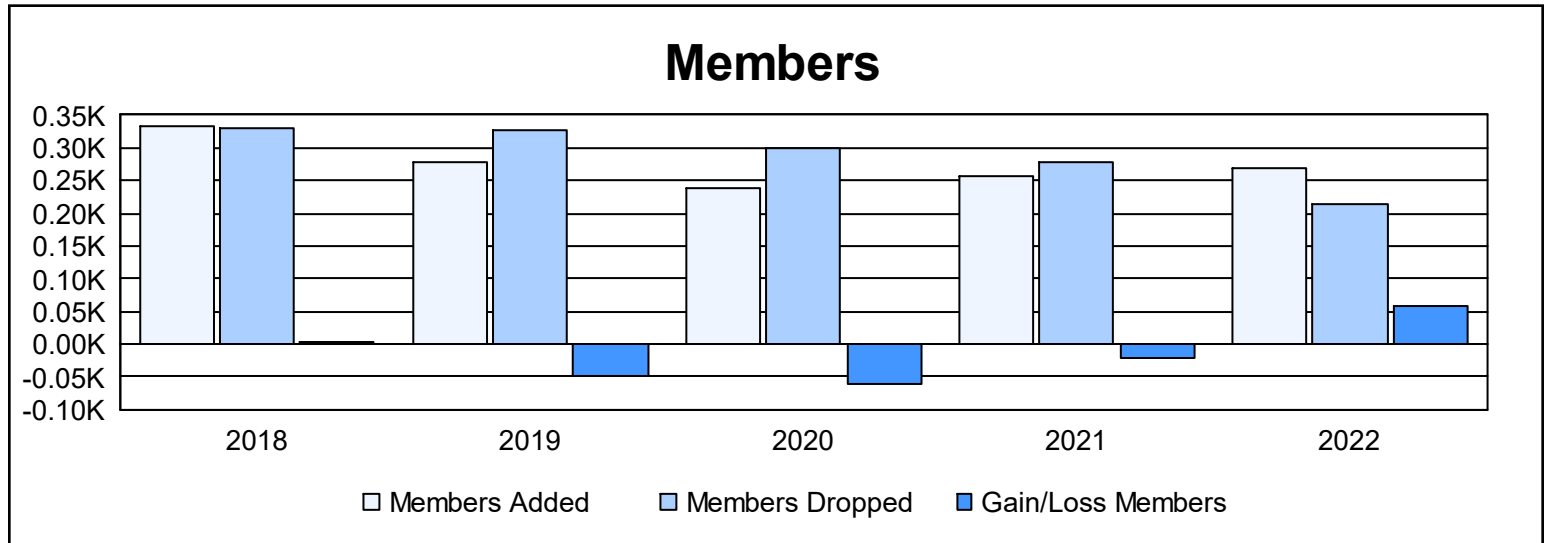
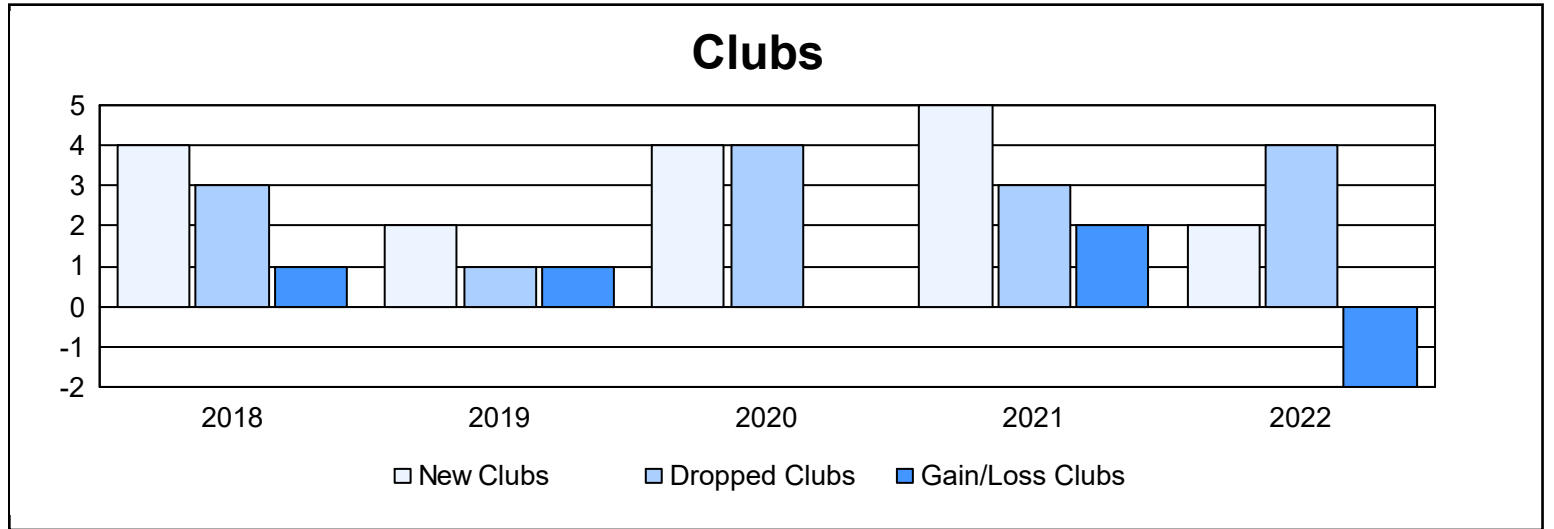
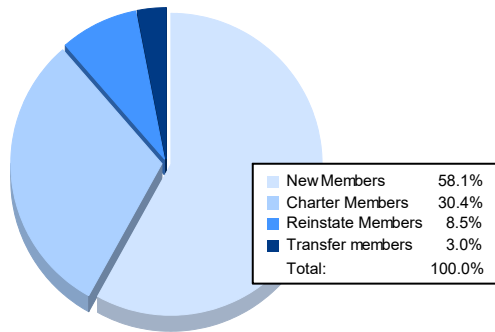


Year	New Clubs	Dropped Clubs	Gain/ Loss Clubs	New Members	Charter Members	Reinstate Members	Transfer Members	Total Member Added	Total Members Dropped	Gain/ Loss Members
2017-2018	4	3	1	195	106	28	4	333	331	2
2018-2019	2	1	1	193	56	22	7	278	328	-50
2019-2020	4	4	0	77	93	56	12	238	298	-60
2020-2021	5	3	2	107	116	24	10	257	279	-22
2021-2022	2	4	-2	157	82	23	8	270	213	57
<b>Average</b>	<b>3</b>	<b>3</b>	<b>0</b>	<b>146</b>	<b>91</b>	<b>31</b>	<b>8</b>	<b>275</b>	<b>290</b>	<b>-15</b>



### Membership Composition June 2022 Cumulative



### Gender Composition June 2022 Cumulative

